



PegasusTM
an Avetta Company

Connecting a competent workforce

Kiosk LP6/7/8 Printer Guide

Kiosk Overview



- ❖ This guide assumes that you already have some knowledge of the Kiosk device and have the keys to access the Printer.
- ❖ This guide will take you through ensuring the correct settings are configured on the Printer and then paper is aligned correctly.
- ❖ All Kiosks use Non-Perforated Sticker Rolls.
- ❖ Video Guide showing sticker roll replacement can be found here <https://vimeo.com/manage/videos/208405997>


Kiosk Printer Overview

- ❖ The Citizen CL-S400DTZ printer can be opened up by pressing the Printer Head Release button on the front of the printer.
- ❖ This will open up the printer so we can investigate and confirm the settings inside the printer and the paper roll.




Kiosk Sticker Aligning

- ❖ Align the Paper as shown
- ❖ You can see the sticker roll needs to be guided under the guides for paper to correctly be fed and exit the printer to be cut.
- ❖ Once opened, we need to ensure the plastic paper roll aligner is on the right of the sticker roll
- ❖ Ensure the Stickers on the roll are face up, it is fed under the paper guides.




Kiosk Gap Sensor Check – Printer Base

- ❖ Check Gap Sensors on printer base
- ❖ Two gap sensors 1 on the base, 1 on the top, are needed to match in order for sticker gaps to be correctly detected
- ❖ 2 x Paper gap sensors are inside the printer.
- ❖ Ensure the bottom sensor is aligned to have the arrow notch point onto number 5



Kiosk Gap Sensor Check - Top

- ❖ Check Gap Sensors on printer top
- ❖ This must also match the same number as marked on the base.
- ❖ Suggested number is 5 to mark on both the base and the top indicator.



Kiosk Overview

- ❖ Close printer lid and now test feed the printer
- ❖ Press the FEED button to test a sticker feed and automatic cut
- ❖ If this is successful, then printer should be fine to resume normal operation





For more guides visit
<https://kb.pegasus.net.au/display/CA>

[pegasus.net.au](https://www.pegasus.net.au)

© 2021 Pegasus Management. All Rights Reserved.

Pegasus
Head Office Newcastle
426 King Street
Newcastle NSW 2300

Phone. 1300 441 433



Pegasus[™]