

# Client Portal

## Worker Card Subscription

### Overview





## Feature Description & Purpose

- Pegasus and / or Client Administrators need to log into our V2 product to view the currency of a worker's card subscription; logging into multiple systems can be tiresome and confusing. It is important for Pegasus and / or Client Administrators to efficiently view a worker's card subscription currency as it can impact access to site.
- The **purpose** of this feature is to allow a Client Portal User to view a Worker's Card Subscription so that they can confirm its currency and resolve any queries quickly.


## User Story


- As a Client Portal User, I can view a worker's Card Subscription.





# View a Worker's Card Subscription



- View a Worker's Card Subscription/s from the **Card Subscription** chip:
  - Search for a Worker from the **Worker's Module**;
  - The Card Subscription chip will display the currency of the latest card subscription & the total number of card subscriptions;
  - Click on the Card Subscription chip to view the **Card Subscription Details**.


Worker Profile 



ID  
Types  
Date of Birth  
Phone Number  
Contact Email  
Unique Student Identifier (USI)

**Companies**  
PEGASUS MANAGEMENT PTY. LIMITED (Default) –   
ONSITE TRACK EASY PTY LIMITED – 

**Card Subscriptions**    
Subscription expires on 07 Jan 2069

**Crews** None 








## View a Worker's Card Subscription - Details

- The Card Subscription Detail will display the start and end dates of the subscription.
- If a Client recognizes a '*foreign*' (another client) subscription it will also be displayed.

### Card Subscriptions

Subscriptions for

	Role Management in ESI worker portal 07 Jan 2019 - 07 Jan 2069	
	Role Management in Lendlease portal 23 Jul 2018 - 23 Jul 2019	

EXPIRED