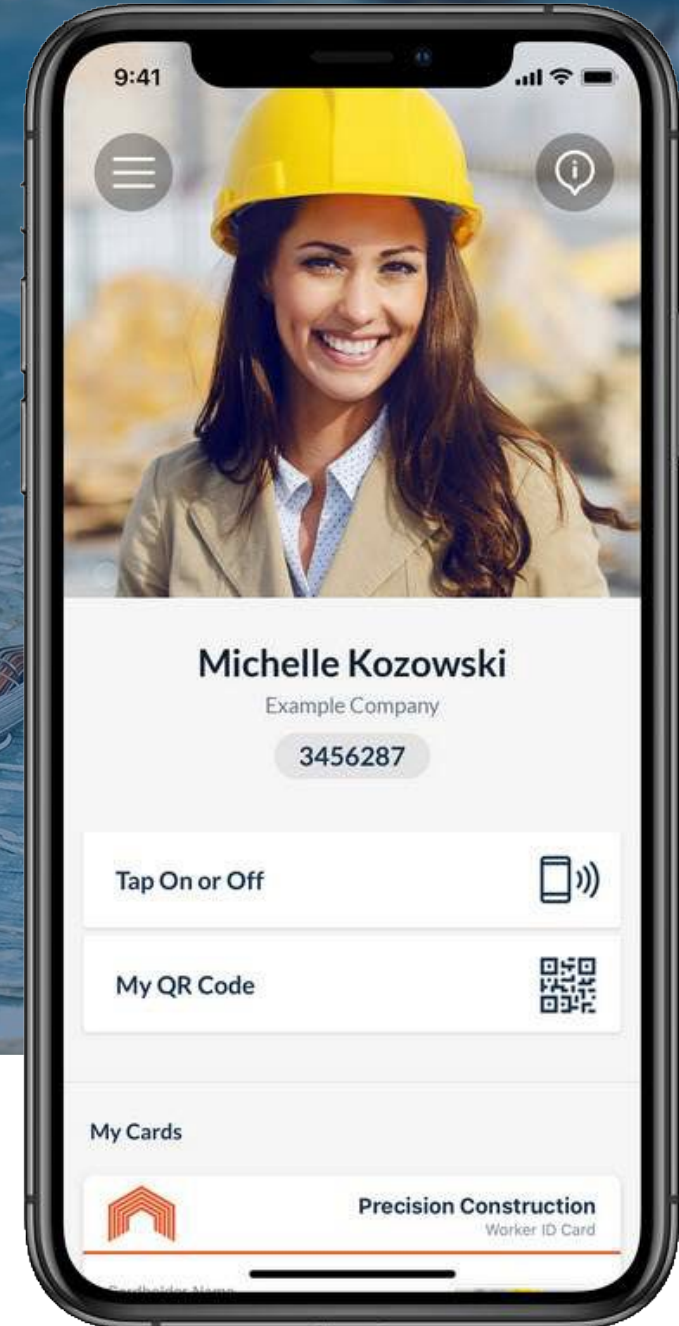


# Workforce by Avetta Mobile App Guide





Your Workforce Mobile App invitation begins as an email or text when invited by a Client contact, or registered to complete training elements in Avetta's Learning Management System

Download the App and then use your registered email to begin setting up your access in the Workforce by Avetta Mobile App



#### Workforce by Avetta

Your Mobile Worker Profile  
Pegasus Management Pty Ltd

★★★★★ 5.0 • 5 Ratings

Free



### You're Invited to the Workforce Mobile App by Avetta

Hello Sterling Archer,

Congratulations! This is your invitation to join the Workforce by Avetta mobile app. By joining this app, you will be able to view and manage your Avetta profile, manage your Digital Worker ID cards, use Bluetooth tap-to-access functionality to access participating sites, and more.

Download the App for iOS or Android using the links below

Download on the App Store

Download on Google Play

Once you've installed the app, use your email address to get started:

Webinartesting@email.com

Visit the [Avetta Help Center](#) if you require assistance, or contact our friendly team directly:

×

Enter Email or Mobile

Please enter the email address or mobile number for your Avetta Account. This is the email address or mobile number that your invitation was sent to.

Continue With Email

Continue With Mobile

Didn't Receive an Invitation?

Region

United Kingdom

Language

English (Australia)

Version 2.1.3 54

After loading the App select your registration method

×

Enter Email Address

Please enter the email address for your Avetta Account. This is the email address that your invitation was sent to.

Email Address

webinartesting@email.com

Continue

Didn't Receive an Invitation?

Region

United Kingdom

Language

English (Australia)

Version 2.1.3 54

Enter in those credentials and continue

×

We've Emailed You a Code

We've just sent an email with a 6 digit code to your email address. Please check your email inbox and junk folder.

Code sent to:

webinartesting@email.com

998319

↻ Checking Code...

Try Sending Code Again

I didn't receive an Email

A verification code is needed to proceed



✕

### Please Set a Password

This will be your new password for accessing your Workforce profile on any web or mobile platform.

The password must be at least 8 characters long. It must contain at least 1 upper case letter and 1 number.

Enter Password


✓ 8 Or More Characters  
✓ One Upper Case Letter  
✓ One Number  
✓ Strong and Secure

Confirm Password


✓ Passwords Match

Create Password

Create your Password for the App and it will be stored for future access




**Sterling Archer**  
Pegasus UK  
816

My QR Code 

My Cards


View your profile and access your QR Code from the home page



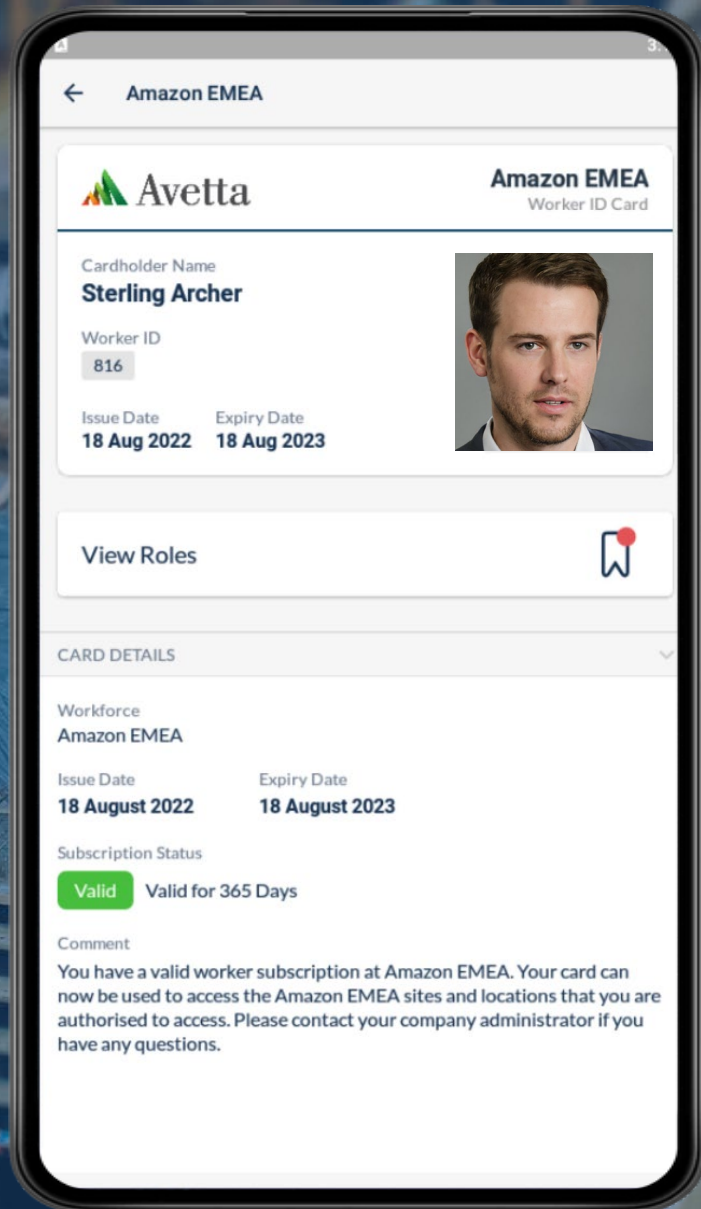
**QR Code**

Hold the QR Code beneath a Scanner

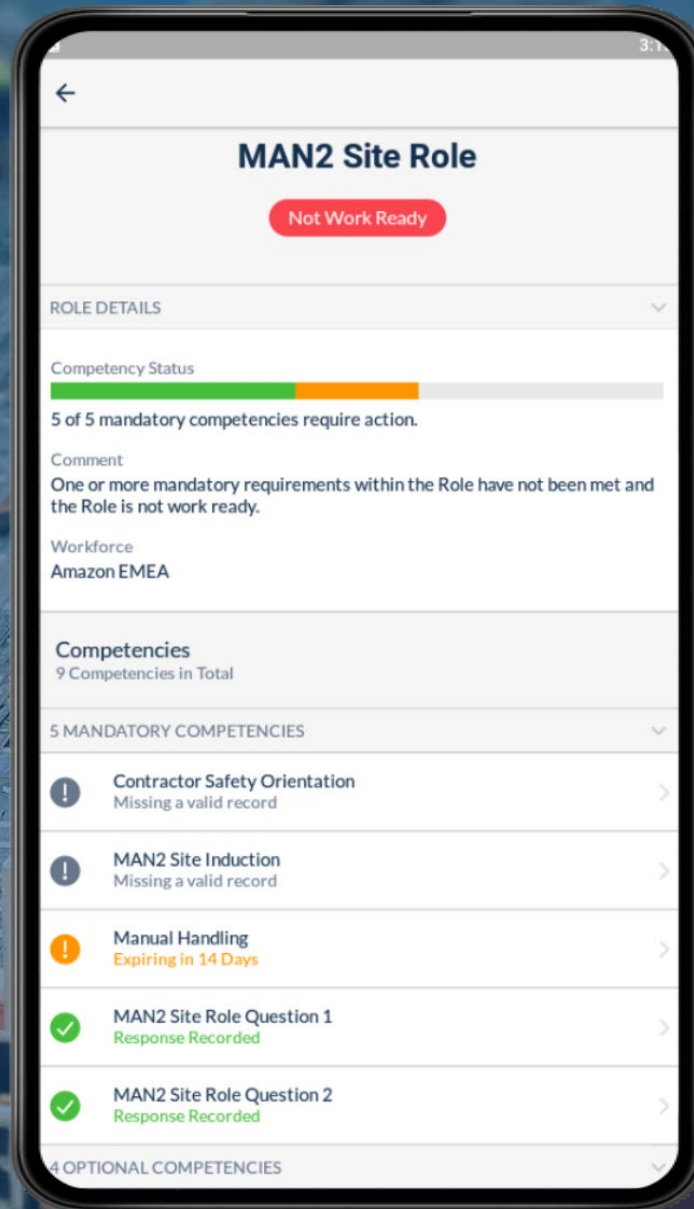
You may find a QR Code Scanner at an Avetta Kiosk. A Site Supervisor may also request to scan your QR Code.

  
Close

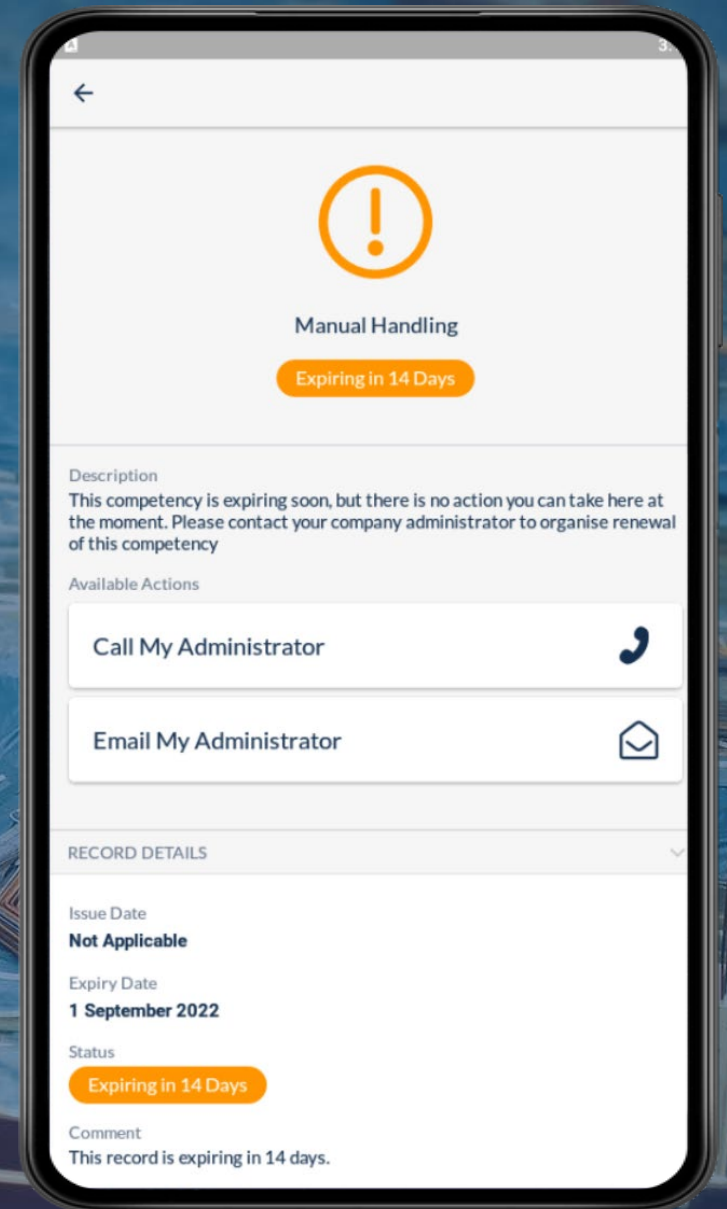
QR code is used for site access verification and compliance



Click on a Client branded profile  
to see your status with them

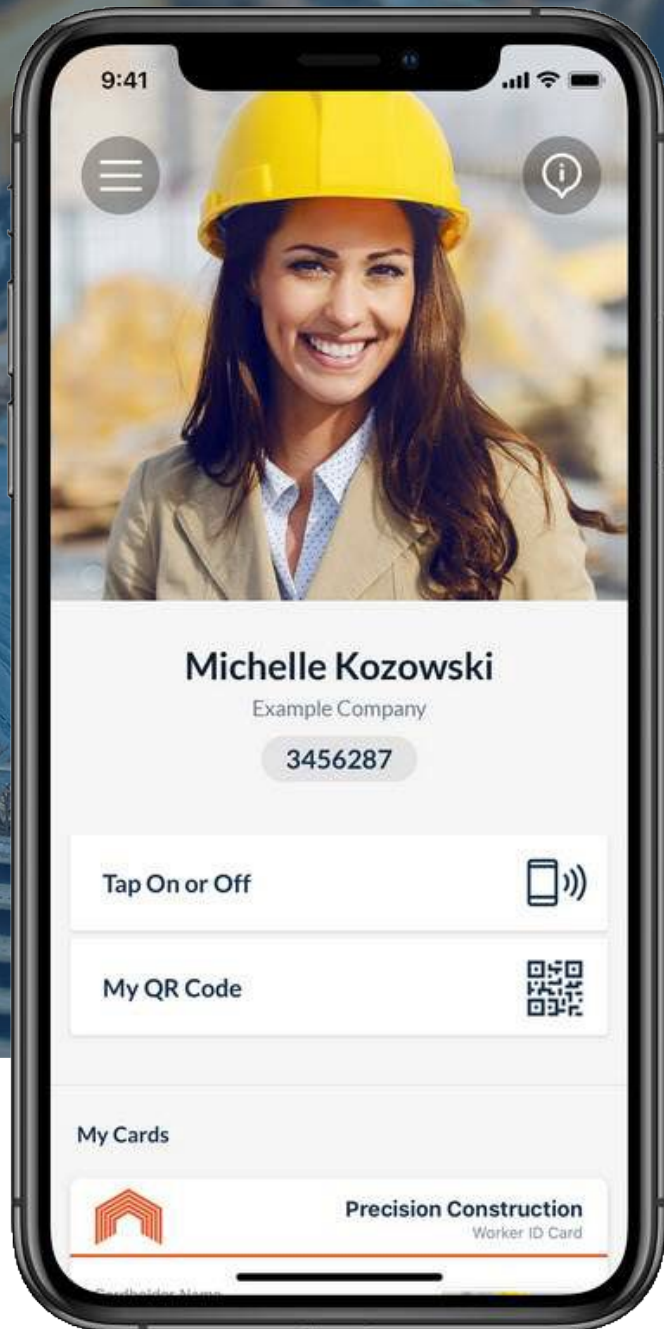


Easily see Role status and  
requirements for that Client



Take charge of your compliance  
with live status of items





Linked directly to your worker profile, the Workforce by Avetta mobile app displays your ID cards, roles, and competencies for every client you work for all in an easy-to-use mobile app.

Using QR code codes or Bluetooth-enabled Tap to Access (for participating clients), your compliance profile is validated and you can be onsite in seconds.

No more time wasted waiting to be allowed on site. With clear access to individual site requirements, you'll eliminate surprise at the gate

For more guides and videos click the QR or scan



SCAN ME

