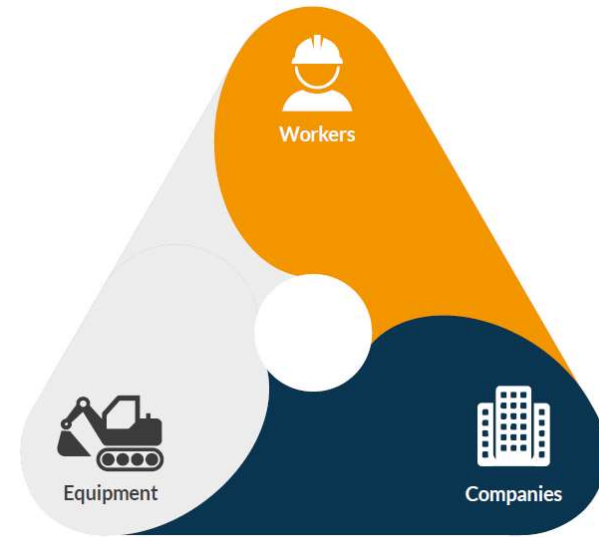


PegasusTM
Powered by Onsite



“Globally connecting industry with a safe and pre-qualified workforce”

ToughPad Hardware Breakdown

Why Use a ToughPad



- Rugged Design – Drop Resistant
- Latest Onsite Kiosk Software (LP7)
- Software Upgradable with Patches
- Linux Operating System – Secure, Stable, Configurable
- Uses Sim Card, Wifi or Network Connections
- Contains Stylus
- Works with Printers and BAC devices (Alcolizer/Alcomeasure)

Device Features




- Proximity Card Reader
- Docking Station Lock
- Front Facing Camera
- Stylus Storage
- Online Mode Indicator
- Battery Charge Indicator
- Power Button



Device Features Rear


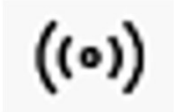


- Stylus Storage
- COM 1 Port – For BAC Device
- VGA Port (Not Used)
- HDI Port (Not Used)
- USB Ports for Printer/Card Reader
- Network Port
- Power Port



Notes



- Front Buttons Not Configured at this time.
- Only Power Button is active on front panel. Press and hold one second to power on. Press when on to start shutdown process.
- If Removed from Dock, and then re-attached, please shutdown and then restart to ensure all devices are re-detected correctly.
- Battery indicator will animate when power is charging battery 
- Online Indicator status 
- Offline Status Indicator 