

“Globally connecting industry with a safe and pre-qualified workforce”

## CounterTop Hardware Breakdown

# Why Use a CounterTop Kiosk?



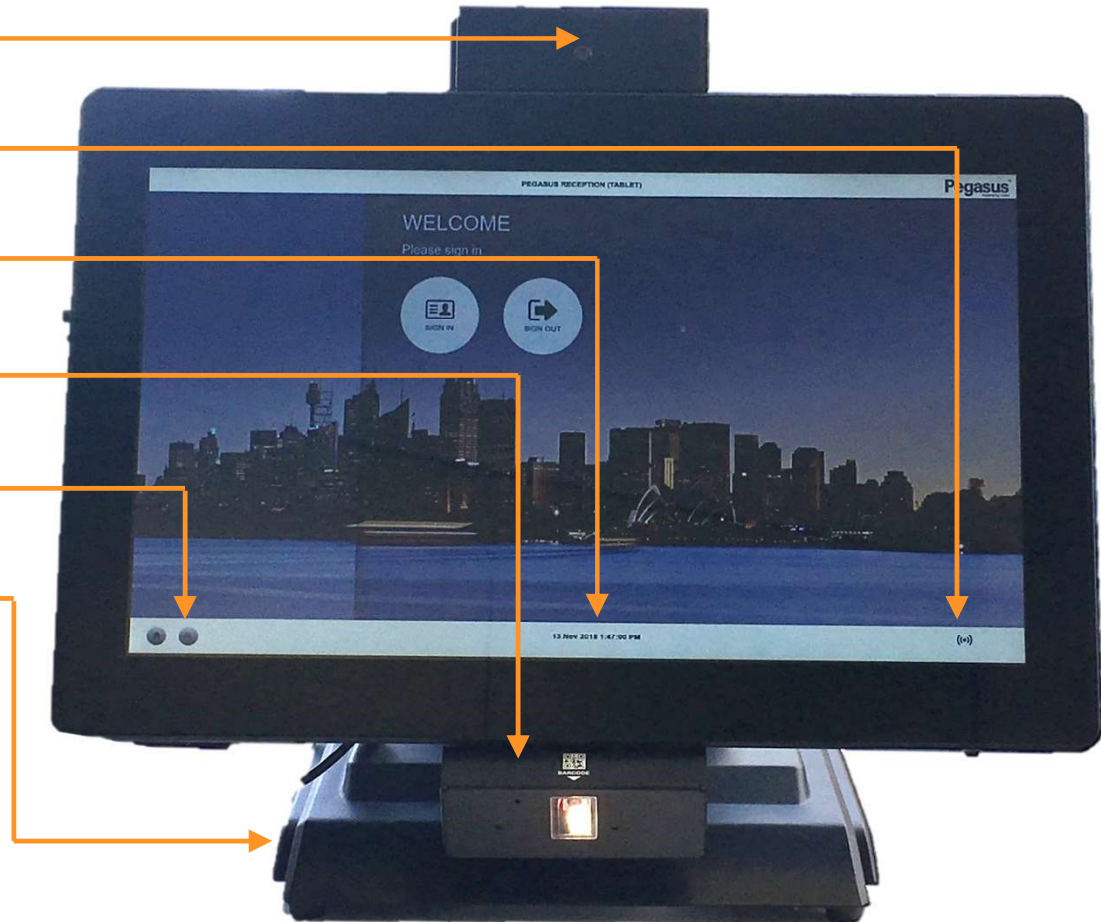
- Smooth Design – Touchscreen
- Adjustable Angle Stand for different height countertops
- Built-in Camera and Barcode Reader
- Latest Onsite Kiosk Software (LP7)
- Software Upgradable with Patches
- Linux Operating System – Secure, Stable, Configurable
- Uses Wifi or Network Connections
- Works with Printers and BAC devices (Alcolizer/Alcomeasure)



# Device Features Front



- Web Camera
- Online Indicator
- Date/Time
- Barcode/QR Scanner
- Support button
- Adjustable Stand



# Device Features Underneath

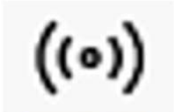



- Power Cable
- Power Button with LED Light
- Phone Ports (not used)
- USB Ports
- Network Port
- COM Port ( for BAC Device)



# Notes



- Configurable Background and Colours to suit company theme.
- Power Button. Press and hold one second to power on. Press when on to start shutdown process.
- QR/Barcode reader will read items when presented
- Optional USB Proximity card reader available. Mounts on the Right of Screen
- Online Indicator status 
- Offline Status Indicator 
- Optional Sticker Printer Available

# Specifications



- 15.6 Inch TouchScreen (1366 x 768 Resolution )
- Intel Pentium N4200 1.1GHZ CPU
- Fanless technology – Quiet in office environments.
- IP65 Rated Dust and Water resistant
- Screen 402mm wide, 260mm High, 39.7mm Deep
- With Stand 326.42mm High
- 60 Degree Viewing Angle
- Approx 5kg with stand